

**CERTIFICATION OF TAXABLE VALUE
And VALUE ATTRIBUTABLE TO GROWTH**

(format for all political subdivisions other than

- a) sanitary improvement districts in existence five years or less.
- b) community colleges, and c) school districts)

TAX YEAR 2019

(certification required on or before August 30th, of each year)

TO : COUNTY LEVY

TAXABLE VALUE LOCATED IN THE COUNTY OF CHERRY COUNTY


Name of Political Subdivision	Subdivision Type (e.g. city, fire, NRD)	Value attributable to Growth	Total Taxable Value
COUNTY LEVY	COUNTY-GENERAL	5,676,952	2,157,224,945

*Value attributable to growth is determined pursuant to section 13-518 which includes real and personal property and annexation, if applicable.

I Betty J Daugherty, Cherry County Assessor hereby certify that the valuation listed herein is, to the best of my knowledge and belief, the true and accurate taxable valuation for the current year, pursuant to Neb. Rev. Stat. 13-509 and 13-518.

Betty J Daugherty
(signature of county assessor)

August 12, 2019
(date)



- CC: County Clerk, Cherry County
- CC: County Clerk where district is headquartered, if different county, Cherry County

Note to political subdivision: A copy of the Certification of Value must be attached to your budget document.

**CERTIFICATION OF TAXABLE VALUE
And VALUE ATTRIBUTABLE TO GROWTH**

(format for all political subdivisions other than

- a) sanitary improvement districts in existence five years or less.
- b) Community colleges, and c) school districts]

TAX YEAR 2019

(certification required on or before August 20th, of each year)

TO : BOOKMOBILE

TAXABLE VALUE LOCATED IN THE COUNTY OF CHERRY COUNTY


Name of Political Subdivision	Subdivision Type (e.g. city, fire, NRD)	Value attributable to Growth	Total Taxable Value
BOOKMOBILE	MISC-DISTRICT	5,694,126	1,976,124,232

*Value attributable to growth is determined pursuant to section 13-518 which includes real and personal property and annexation, if applicable.

I Betty J Daugherty, Cherry County Assessor hereby certify that the valuation listed herein is, to the best of my knowledge and belief, the true and accurate taxable valuation for the current year, pursuant to Neb. Rev. Stat. 13-509 and 13-518.

Betty J Daugherty
(signature of county assessor)

August 17, 2019
(date)



CC: County Clerk, Cherry County

CC: County Clerk where district is headquartered, if different county, Cherry County

Note to political subdivision: A copy of the Certification of Value must be attached to your budget document.

Guideline form provided by Nebraska Depr. of Revenue Property Assessment Division, Rev. 2019

**CERTIFICATION OF TAXABLE VALUE
And VALUE ATTRIBUTABLE TO GROWTH**

{format for all political subdivisions other than
a) sanitary improvement districts in existence five years or less.
b) community colleges, and c) school districts}

TAX YEAR 2019

(certification required on or before August 20th, of each year)

TO : AG SOCIETY

TAXABLE VALUE LOCATED IN THE COUNTY OF CHERRY COUNTY

Name of Political Subdivision	Subdivision Type (e.g. city, fire, NRD)	Value attributable to Growth	Total Taxable Value
AG SOCIETY	MISC-DISTRICT	5,676,952	2,157,224,945

*Value attributable to growth is determined pursuant to section 13-518 which includes real and personal property and annexation, if applicable.

I Betty J Daugherty, Cherry County Assessor hereby certify that the valuation listed herein is, to the best of my knowledge and belief, the true and accurate taxable valuation for the current year, pursuant to Neb. Rev. Stat. 13-509 and 13-518.

Betty J Daugherty
(signature of county assessor)

August 12, 2019
(date)



CC: County Clerk, Cherry County
CC: County Clerk where district is headquartered, if different county, Cherry County

Note to political subdivision: A copy of the Certification of Value must be attached to your budget document.

Guideline form provided by Nebraska Dept. of Revenue Property Assessment Division, Rev. 2019

**CERTIFICATION OF TAXABLE VALUE
And VALUE ATTRIBUTABLE TO GROWTH**

{format for all political subdivisions other than
a) sanitary improvement districts in existence five years or less,
b) community colleges, and c) school districts}

TAX YEAR 2019

(certification required on or before August 20th, of each year)

TO : HISTORICAL SOCIETY

TAXABLE VALUE LOCATED IN THE COUNTY OF CHERRY COUNTY


Name of Political Subdivision	Subdivision Type (e.g. city, fire, NRD)	Value attributable to Growth	Total Taxable Value
HISTORICAL SOCIETY	MISC-DISTRICT	5,676,952	2,157,224,945

*Value attributable to growth is determined pursuant to section 13-518 which includes real and personal property and annexation, if applicable.

I Betty J Daugherty, Cherry County Assessor hereby certify that the valuation listed herein is, to the best of my knowledge and belief, the true and accurate taxable valuation for the current year, pursuant to Neb. Rev. Stat. 13-509 and 13-518.

Betty J Daugherty
(signature of county assessor)

August 12, 2019
(date)



CC: County Clerk, Cherry County

CC: County Clerk where district is headquartered, if different county, Cherry County

Note to political subdivision: A copy of the Certification of Value must be attached to your budget document.

Guideline form provided by Nebraska Depr. of Revenue Property Assessment Division, Rev. 2019

**CERTIFICATION OF TAXABLE VALUE
FOR SCHOOL DISTRICTS
TAX YEAR 2019**


(certification required on or before August 20th of each year)


TO : CODY-KILGORE 30


TAXABLE VALUE LOCATED IN THE COUNTY OF CHERRY

NAME of Base School District	Class of School	Base School Code	Unified/Learning Comm. Code	School District Taxable Value
CODY-KILGORE 30	3	16-0030		192,166,142

I Betty J Daugherty, Cherry County Assessor, hereby certify that the valuation listed herein is, to the best of my knowledge and belief, the true and accurate taxable valuation for the current year, pursuant to Neb. Rev. Stat. 13-509.


(signature of county assessor)




(date)

CC: County Clerk, Cherry County
CC: County Clerk, where school district is headquartered, if different county, Cherry County

Note to School District: A copy of the Certification of Value must be attached to the budget document.

**CERTIFICATION OF TAXABLE VALUE
FOR SCHOOL DISTRICTS
TAX YEAR 2019**

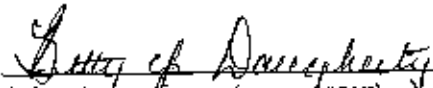
(certification required on or before August 20th of each year)

TO : GORDON RUSHVILLE 10


TAXABLE VALUE LOCATED IN THE COUNTY OF CHERRY

NAME of Base School District	Class of School	Base School Code	Unified/Learning Comm. Code	School District Taxable Value
GORDON RUSHVILLE 10	3	81-0010		209,976,718

I Betty J Daugherty, Cherry County Assessor, hereby certify that the valuation listed herein is, to the best of my knowledge and belief, the true and accurate taxable valuation for the current year, pursuant to Neb. Rev. Stat. 13-509.


(signature of county assessor)




(date)

CC: County Clerk, Cherry County
CC: County Clerk, where school district is headquartered, if different county, Cherry County

Note to School District: A copy of the Certification of Value must be attached to the budget document.

**CERTIFICATION OF TAXABLE VALUE
FOR SCHOOL DISTRICTS
TAX YEAR 2019**

(certification required on or before August 20th of each year)

TO : HYANNIS HIGH 11


TAXABLE VALUE LOCATED IN THE COUNTY OF CHERRY

NAME of Base School District	Class of School	Base School Code	Unified/Learning Comm. Code	School District Taxable Value
HYANNIS HIGH 11	3	38-0011		157,756,024

I Betty J Daugherty, Cherry County Assessor, hereby certify that the valuation listed herein is, to the best of my knowledge and belief, the true and accurate taxable valuation for the current year, pursuant to Neb. Rev. Stat. 13-509.

Betty J Daugherty

(signature of county assessor)



August 12, 2019

(date)

CC: County Clerk, Cherry County
CC: County Clerk, where school district is headquartered, if different county, Cherry County

Note to School District: A copy of the Certification of Value must be attached to the budget document.

**CERTIFICATION OF TAXABLE VALUE
FOR SCHOOL DISTRICTS
TAX YEAR 2019**

(certification required on or before August 20th of each year)

TO : MULLEN 1


TAXABLE VALUE LOCATED IN THE COUNTY OF CHERRY

NAME of Base School District	Class of School	Base School Code	Unified/Learning Comm. Code	School District Taxable Value
MULLEN 1	3	46-0001		199,253,849

I Betty J Daugherty, Cherry County Assessor, hereby certify that the valuation listed herein is, to the best of my knowledge and belief, the true and accurate taxable valuation for the current year, pursuant to Neb. Rev. Stat. 13-509.


(signature of county assessor)




(date)

CC: County Clerk, Cherry County
CC: County Clerk, where school district is headquartered, if different county, Cherry County

Note to School District: A copy of the Certification of Value must be attached to the budget document.

**CERTIFICATION OF TAXABLE VALUE
FOR SCHOOL DISTRICT BONDS
TAX YEAR 2019**

(certification required on or before August 20th of each year)

TO : MULLEN 1 BOND

TAXABLE VALUE LOCATED IN THE COUNTY OF CHERRY

NAME of Base School District BOND	Specify appropriate description of grade level applicable to the bond, e.g. elementary, high sch 9-12, or K-12	Base School Code	School BOND Taxable Value
MULLEN 1 BOND		46-0001	199,253,849

I Betty J Daugherty, Cherry County Assessor, hereby certify that the valuation listed herein is, to the best of my knowledge and belief, the true and accurate taxable valuation for the current year, pursuant to Neb. Rev. Stat. 13-509.

Betty J Daugherty
 (signature of county assessor)



August 12, 2019
 (date)

CC: County Clerk, Cherry County
 CC: County Clerk, where school district is headquartered, if different county, Cherry County

Note to School District: A copy of the Certification of Value must be attached to your budget document.

**CERTIFICATION OF TAXABLE VALUE
FOR SCHOOL DISTRICTS
TAX YEAR 2019**

(certification required on or before August 20th of each year)

TO : THOMAS HIGH

TAXABLE VALUE LOCATED IN THE COUNTY OF CHERRY

NAME of Base School District	Class of School	Base School Code	Unified/Learning Comm. Code	School District Taxable Value
THOMAS HIGH	3	86-0001		67,988,849

I Betty J Daugherty, Cherry County Assessor, hereby certify that the valuation listed herein is, to the best of my knowledge and belief, the true and accurate taxable valuation for the current year, pursuant to Neb. Rev. Stat. 13-509.

Betty J Daugherty
(signature of county assessor)



August 12, 2019
(date)

CC: County Clerk, Cherry County

CC: County Clerk, where school district is headquartered, if different county, Cherry County

Note to School District: A copy of the Certification of Value must be attached to the budget document.

**CERTIFICATION OF TAXABLE VALUE
FOR SCHOOL DISTRICTS
TAX YEAR 2019**

(certification required on or before August 20th of each year)


TO : VALENTINE HIGH 6

TAXABLE VALUE LOCATED IN THE COUNTY OF CHERRY

NAME of Base School District	Class of School	Base School Code	Unified/Learning Comm. Code	School District Taxable Value
VALENTINE HIGH 6	3	16-0006		1,330,083,360

I Betty J Daugherty, Cherry County Assessor, hereby certify that the valuation listed herein is, to the best of my knowledge and belief, the true and accurate taxable valuation for the current year, pursuant to Neb. Rev. Stat. 13-509.

Betty J Daugherty
(signature of county assessor)



August 13, 2019
(date)

CC: County Clerk, Cherry County
CC: County Clerk, where school district is headquartered; if different county, Cherry County

Note to School District: A copy of the Certification of Value must be attached to the budget document.

**CERTIFICATION OF TAXABLE VALUE
And VALUE ATTRIBUTABLE TO GROWTH**

{format for all political subdivisions other than
a) sanitary improvement districts in existence five years or less.
b) community colleges, and c) school districts}

TAX YEAR 2019

(certification required on or before August 20th, of each year)

TO : ESU 13

TAXABLE VALUE LOCATED IN THE COUNTY OF CHERRY COUNTY


Name of Political Subdivision	Subdivision Type (e.g. city, fire, NRD)	Value attributable to Growth	Total Taxable Value
ESU 13	ESU	927,921	209,976,718

**Value attributable to growth is determined pursuant to section 13-518 which includes real and personal property and annexation, if applicable.*

I Betty J Daugherty, Cherry County Assessor hereby certify that the valuation listed herein is, to the best of my knowledge and belief, the true and accurate taxable valuation for the current year, pursuant to Neb. Rev. Stat. 13-509 and 13-518.

Betty J Daugherty
(signature of county assessor)

August 13, 2019
(date)



CC: County Clerk, Cherry County
CC: County Clerk where district is headquartered, if different county, Cherry County

Note to political subdivision: A copy of the Certification of Value must be attached to your budget document.

**CERTIFICATION OF TAXABLE VALUE
And VALUE ATTRIBUTABLE TO GROWTH**

(format for all political subdivisions other than
a) sanitary improvement districts in existence five years or less,
b) community colleges, and c) school districts)

TAX YEAR 2019

(certification required on or before August 20th, of each year)

TO : ESU 16

TAXABLE VALUE LOCATED IN THE COUNTY OF CHERRY COUNTY


Name of Political Subdivision	Subdivision Type (e.g. city, fire, NRD)	Value attributable to Growth	Total Taxable Value
ESU 16	ESU	934,363	424,998,723

*Value attributable to growth is determined pursuant to section 13-518 which includes real and personal property and annexation, if applicable.

I Betty J Daugherty, Cherry County Assessor hereby certify that the valuation listed herein is, to the best of my knowledge and belief, the true and accurate taxable valuation for the current year, pursuant to Neb. Rev. Stat. 13-509 and 13-518.

Betty J Daugherty
(signature of county assessor)

August 12, 2019
(date)



CC: County Clerk, Cherry County
CC: County Clerk where district is headquartered, if different county, Cherry County

Note to political subdivision: A copy of the Certification of Value must be attached to your budget document.

Guideline form provided by Nebraska Dept. of Revenue Property Assessment Division, Rev. 2019

**CERTIFICATION OF TAXABLE VALUE
And VALUE ATTRIBUTABLE TO GROWTH**

{format for all political subdivisions other than
a) sanitary improvement districts in existence five years or less.
b) community colleges, and c) school districts}

TAX YEAR 2019

(certification required on or before August 20th, of each year)

TO : ESU 17

TAXABLE VALUE LOCATED IN THE COUNTY OF CHERRY COUNTY

Name of Political Subdivision	Subdivision Type (e.g. city, fire, MRD)	Value attributable to Growth	Total Taxable Value
ESU 17	ESU	3,914,493	1,522,249,502

*Value attributable to growth is determined pursuant to section 13-518 which includes real and personal property and annexation, if applicable.

I Betty J Daugherty, Cherry County Assessor hereby certify that the valuation listed herein is, to the best of my knowledge and belief, the true and accurate taxable valuation for the current year, pursuant to Neb. Rev. Stat. 13-509 and 13-518.

Betty J Daugherty
(signature of county assessor)

August 13, 2019
(date)



CC: County Clerk, Cherry County

CC: County Clerk where district is headquartered, if different county, Cherry County

Note to political subdivision: A copy of the Certification of Value must be attached to your budget document.

Guideline form provided by Nebraska Depr. of Revenue Property Assessment Division, Rev. 2019

**CERTIFICATION OF TAXABLE VALUE
And VALUE ATTRIBUTABLE TO GROWTH**

{format for all political subdivisions other than
a) sanitary improvement districts in existence five years or less.
b) community colleges, and c) school districts}

TAX YEAR 2019

(certification required on or before August 20th, of each year)

TO : CODY VILLAGE

TAXABLE VALUE LOCATED IN THE COUNTY OF CHERRY COUNTY

Name of Political Subdivision	Subdivision Type (e.g. city, fire, NRD)	Value attributable to Growth	Total Taxable Value
CODY VILLAGE	CITY/VILLAGE	353,520	6,100,068

*Value attributable to growth is determined pursuant to section 13-518 which includes real and personal property and annexation, if applicable.

I Betty J Daugherty, Cherry County Assessor hereby certify that the valuation listed herein is, to the best of my knowledge and belief, the true and accurate taxable valuation for the current year, pursuant to Neb. Rev. Stat. 13-509 and 13-518.

Betty J Daugherty
(signature of county assessor)

August 12, 2019
(date)



CC: County Clerk, Cherry County

CC: County Clerk where district is headquartered, if different county, Cherry County

Note to political subdivision: A copy of the Certification of Value must be attached to your budget document.

Guideline form provided by Nebraska Depr. of Revenue Property Assessment Division, Rev. 2019

**CERTIFICATION OF TAXABLE VALUE
And VALUE ATTRIBUTABLE TO GROWTH**

(format for all political subdivisions other than
a) sanitary improvement districts in existence five years or less.
b) community colleges, and c) school districts)

TAX YEAR 2019

(certification required on or before August 20th, of each year)

TO : CROOKSTON VILLAGE

TAXABLE VALUE LOCATED IN THE COUNTY OF CHERRY COUNTY


Name of Political Subdivision	Subdivision Type (e.g. city, fire, MFD)	Value attributable to Growth	Total Taxable Value
CROOKSTON VILLAGE	CITY/VILLAGE	183,428	3,806,331

*Value attributable to growth is determined pursuant to section 13-518 which includes real and personal property and annexation, if applicable.

I Betty J Daugherty, Cherry County Assessor hereby certify that the valuation listed herein is, to the best of my knowledge and belief, the true and accurate taxable valuation for the current year, pursuant to Neb. Rev. Stat. 13-509 and 13-518.

Betty J Daugherty
(signature of county assessor)

August 13, 2019
(date)



CC: County Clerk, Cherry County
CC: County Clerk where district is headquartered, if different county, Cherry County

Note to political subdivision: A copy of the Certification of Value must be attached to your budget document.

Guideline form provided by Nebraska Dept. of Revenue Property Assessment Division, Rev. 2019

**CERTIFICATION OF TAXABLE VALUE
And VALUE ATTRIBUTABLE TO GROWTH**

(format for all political subdivisions other than
a) sanitary improvement districts in existence five years or less.
b) community colleges, and c) school districts)

TAX YEAR 2019

(certification required on or before August 20th, of each year)

TO : KILGORE VILLAGE

TAXABLE VALUE LOCATED IN THE COUNTY OF CHERRY COUNTY

Name of Political Subdivision	Subdivision Type (e.g. city, fire, NRD)	Value attributable to Growth	Total Taxable Value
KILGORE VILLAGE	CITY/VILLAGE	412,986	2,881,779

*Value attributable to growth is determined pursuant to section 13-518 which includes real and personal property and annexation, if applicable.

I Betty J Daugherty, Cherry County Assessor hereby certify that the valuation listed herein is, to the best of my knowledge and belief, the true and accurate taxable valuation for the current year, pursuant to Neb. Rev. Stat. 13-509 and 13-518.

Betty J Daugherty
(signature of county assessor)

August 12, 2019
(date)



CC: County Clerk, Cherry County
CC: County Clerk where district is headquartered, if different county, Cherry County

Note to political subdivision: A copy of the Certification of Value must be attached to your budget document.

Guideline form provided by Nebraska Dept. of Revenue Property Assessment Division, Rev. 2019

**CERTIFICATION OF TAXABLE VALUE
And VALUE ATTRIBUTABLE TO GROWTH**

{format for all political subdivisions other than
a) sanitary improvement districts in existence five years or less,
b) community colleges, and c) school districts}

TAX YEAR 2019

(certification required on or before August 20th, of each year)

TO : NENZEL

TAXABLE VALUE LOCATED IN THE COUNTY OF CHERRY COUNTY

Name of Political Subdivision	Subdivision Type (e.g. city, fire, NRD)	Value attributable to Growth	Total Taxable Value
NENZEL	CITY/VILLAGE	12,407	675,843

*Value attributable to growth is determined pursuant to section 13-518 which includes real and personal property and annexation, if applicable.

I Betty J Daugherty, Cherry County Assessor hereby certify that the valuation listed herein is, to the best of my knowledge and belief, the true and accurate taxable valuation for the current year, pursuant to Neb. Rev. Stat. 13-509 and 13-518.

Betty J Daugherty
(signature of county assessor)

August 12, 2019
(date)



CC: County Clerk, Cherry County
CC: County Clerk where district is headquartered, if different county, Cherry County

Note to political subdivision: A copy of the Certification of Value must be attached to your budget document.

Guideline form provided by Nebraska Depr. of Revenue Property Assessment Division, Rev. 2019

**CERTIFICATION OF TAXABLE VALUE
And VALUE ATTRIBUTABLE TO GROWTH**

(format for all political subdivisions other than

- a) sanitary improvement districts in existence five years or less.
- b) community colleges, and c) school districts]

TAX YEAR 2019

(certification required on or before August 20th, of each year)

TO : MERRIMAN VILLAGE

TAXABLE VALUE LOCATED IN THE COUNTY OF CHERRY COUNTY

Name of Political Subdivision	Subdivision Type (e.g. city, fire, NRD)	Value attributable to Growth	Total Taxable Value
MERRIMAN VILLAGE	CITY/VILLAGE	184,068	2,686,790

*Value attributable to growth is determined pursuant to section 13-518 which includes real and personal property and annexation, if applicable.

I Betty J Daugherty, Cherry County Assessor hereby certify that the valuation listed herein is, to the best of my knowledge and belief, the true and accurate taxable valuation for the current year, pursuant to Neb. Rev. Stat. 13-509 and 13-518.

Betty J Daugherty
(signature of county assessor)

August 12, 2019
(date)



CC: County Clerk, Cherry County
CC: County Clerk where district is headquartered, if different county; Cherry County

Note to political subdivision: A copy of the Certification of Value must be attached to your budget document.

Guideline form provided by Nebraska Dept. of Revenue Property Assessment Division, Rev. 2019

**CERTIFICATION OF TAXABLE VALUE
And VALUE ATTRIBUTABLE TO GROWTH**

{format for all political subdivisions other than
a) sanitary improvement districts in existence five years or less,
b) community colleges, and c) school districts}

TAX YEAR 2019

(certification required on or before August 20th, of each year)

TO : VALENTINE CITY

TAXABLE VALUE LOCATED IN THE COUNTY OF CHERRY COUNTY

Name of Political Subdivision	Subdivision Type (e.g. city, fire, NRD)	Value attributable to Growth	Total Taxable Value
VALENTINE CITY	CITY/VILLAGE	1,179,067	181,100,713

*Value attributable to growth is determined pursuant to section 13-518 which includes real and personal property and annexation, if applicable.

I Betty J Daugherty, Cherry County Assessor hereby certify that the valuation listed herein is, to the best of my knowledge and belief, the true and accurate taxable valuation for the current year, pursuant to Neb. Rev. Stat. 13-509 and 13-518.

Betty J Daugherty
(signature of county assessor)

August 12, 2019
(date)



CC: County Clerk, Cherry County
CC: County Clerk where district is headquartered, if different county, Cherry County

Note to political subdivision: A copy of the Certification of Value must be attached to your budget document.

Guideline form provided by Nebraska Dept. of Revenue Property Assessment Division, Rev. 2019

**CERTIFICATION OF TAXABLE VALUE
And VALUE ATTRIBUTABLE TO GROWTH**

(format for all political subdivisions other than

- a) sanitary improvement districts in existence five years or less.
b) community colleges, and c) school districts)

TAX YEAR 2019

(certification required on or before August 20th. of each year)

TO : WOOD LAKE VILLAGE

TAXABLE VALUE LOCATED IN THE COUNTY OF CHERRY COUNTY

Name of Political Subdivision	Subdivision Type (e.g. city, fire, NRD)	Value attributable to Growth	Total Taxable Value
WOOD LAKE VILLAGE	CITY/VILLAGE	205,830	2,225,894

*Value attributable to growth is determined pursuant to section 13-518 which includes real and personal property and annexation, if applicable.

I Betty J Daugherty, Cherry County Assessor hereby certify that the valuation listed herein is, to the best of my knowledge and belief, the true and accurate taxable valuation for the current year, pursuant to Neb. Rev. Stat. 13-509 and 13-518.

Betty J Daugherty
(signature of county assessor)

August 12, 2019
(date)



CC: County Clerk, Cherry County

CC: County Clerk where district is headquartered, if different county, Cherry County

Note to political subdivision: A copy of the Certification of Value must be attached to your budget document.

Guideline form provided by Nebraska Dept. of Revenue Property Assessment Division, Rev. 2019

**CERTIFICATION OF TAXABLE VALUE
And VALUE ATTRIBUTABLE TO GROWTH**

{format for all political subdivisions other than
a) sanitary improvement districts in existence five years or less.
b) community colleges, and c) school districts}

TAX YEAR 2019

(certification required on or before August 20th, of each year)

TO : BARLEY FIRE

TAXABLE VALUE LOCATED IN THE COUNTY OF CHERRY COUNTY

Name of Political Subdivision	Subdivision Type (e.g. city, fire, NRD)	Value attributable to Growth	Total Taxable Value
BARLEY FIRE	FIRE-DISTRICT	31,466	57,385,656

*Value attributable to growth is determined pursuant to section 13-518 which includes real and personal property and annexation, if applicable.

I Betty J Daugherty, Cherry County Assessor hereby certify that the valuation listed herein is, to the best of my knowledge and belief, the true and accurate taxable valuation for the current year, pursuant to Neb. Rev. Stat. 13-509 and 13-518.

Betty J Daugherty
(signature of county assessor)

August 13, 2019
(date)



CC: County Clerk, Cherry County
CC: County Clerk where district is headquartered; if different county, Cherry County

Note to political subdivision: A copy of the Certification of Value must be attached to your budget document.

Guideline form provided by Nebraska Depr. of Revenue Property Assessment Division, Rev. 2019

**CERTIFICATION OF TAXABLE VALUE
And VALUE ATTRIBUTABLE TO GROWTH**

[format for all political subdivisions other than
a) sanitary improvement districts in existence five years or less,
b) community colleges, and c) school districts]

TAX YEAR 2019

(certification required on or before August 20th, of each year)

TO : CODY FIRE

TAXABLE VALUE LOCATED IN THE COUNTY OF CHERRY COUNTY


Name of Political Subdivision	Subdivision Type (e.g. city, fire, NRD)	Value attributable to Growth	Total Taxable Value
CODY FIRE	FIRE-DISTRICT	823,892	96,983,747

*Value attributable to growth is determined pursuant to section 13-518 which includes real and personal property and annexation, if applicable.

I Betty J Daugherty, Cherry County Assessor hereby certify that the valuation listed herein is, to the best of my knowledge and belief, the true and accurate taxable valuation for the current year, pursuant to Neb. Rev. Stat. 13-509 and 13-518.

Betty J Daugherty
(signature of county assessor)

August 12, 2019
(date)



CC: County Clerk, Cherry County
CC: County Clerk where district is headquartered, if different county, Cherry County

Note to political subdivision: A copy of the Certification of Value must be attached to your budget document.

Guideline Form provided by Nebraska Depr. of Revenue Property Assessment Division, Rev. 2019

**CERTIFICATION OF TAXABLE VALUE
And VALUE ATTRIBUTABLE TO GROWTH**

{format for all political subdivisions other than
a) sanitary improvement districts in existence five years or less.
b) community colleges, and c) school districts}

TAX YEAR 2019

(certification required on or before August 20th, of each year)

TO : GORDON FIRE

TAXABLE VALUE LOCATED IN THE COUNTY OF CHERRY COUNTY


Name of Political Subdivision	Subdivision Type (e.g. city, fire, NRD)	Value attributable to Growth	Total Taxable Value
GORDON FIRE	FIRE-DISTRICT	196,725	218,621,184

*Value attributable to growth is determined pursuant to section 13-518 which includes real and personal property and annexation, if applicable.

I Betty J Daugherty, Cherry County Assessor hereby certify that the valuation listed herein is, to the best of my knowledge and belief, the true and accurate taxable valuation for the current year, pursuant to Neb. Rev. Stat. 13-509 and 13-518.

Betty J Daugherty
(signature of county assessor)

August 12, 2019
(date)



CC: County Clerk, Cherry County
CC: County Clerk where district is headquartered, if different county, Cherry County

Note to political subdivision: A copy of the Certification of Value must be attached to your budget document.

Guideline form provided by Nebraska Dept. of Revenue Property Assessment Division, Rev. 2019

**CERTIFICATION OF TAXABLE VALUE
And VALUE ATTRIBUTABLE TO GROWTH**

(format for all political subdivisions other than
a) sanitary improvement districts in existence five years or less,
b) community colleges, and c) school districts)

TAX YEAR 2019

(certification required on or before August 20th, of each year)

TO : KILGORE FIRE

TAXABLE VALUE LOCATED IN THE COUNTY OF CHERRY COUNTY

Name of Political Subdivision	Subdivision Type (a.g. city, fire, MUD)	Value attributable to Growth	Total Taxable Value
KILGORE FIRE	FIRE-DISTRICT	342,940	76,536,326

*Value attributable to growth is determined pursuant to section 13-518 which includes real and personal property and annexation, if applicable.

I Betty J Daugherty, Cherry County Assessor hereby certify that the valuation listed herein is, to the best of my knowledge and belief, the true and accurate taxable valuation for the current year, pursuant to Neb. Rev. Stat. 13-509 and 13-518.

Betty J Daugherty
(signature of county assessor)

August 12, 2019
(date)



CC: County Clerk, Cherry County

CC: County Clerk where district is headquartered, if different county, Cherry County

Note to political subdivision: A copy of the Certification of Value must be attached to your budget document.

Guideline form provided by Nebraska Dept. of Revenue Property Assessment Division, Rev. 2019

**CERTIFICATION OF TAXABLE VALUE
And VALUE ATTRIBUTABLE TO GROWTH**

(format for all political subdivisions other than
a) sanitary improvement districts in existence five years or less,
b) community colleges, and c) school districts)

TAX YEAR 2019

(certification required on or before August 20th, of each year)

TO : MERRIMAN FIRE

TAXABLE VALUE LOCATED IN THE COUNTY OF CHERRY COUNTY


Name of Political Subdivision	Subdivision Type (e.g. city, fire, NRD)	Value attributable to Growth	Total Taxable Value
MERRIMAN FIRE	FIRE-DISTRICT	585,694	230,113,345

*Value attributable to growth is determined pursuant to section 13-518 which includes real and personal property and annexation, if applicable.

I Betty J Daugherty, Cherry County Assessor hereby certify that the valuation listed herein is, to the best of my knowledge and belief, the true and accurate taxable valuation for the current year, pursuant to Neb. Rev. Stat. 13-509 and 13-518.

Betty J Daugherty
(signature of county assessor)

August 12, 2019
(date)



CC: County Clerk, Cherry County

CC: County Clerk where district is headquartered, if different county, Cherry County

Note to political subdivision: A copy of the Certification of Value must be attached to your budget document.

Guideline form provided by Nebraska Dept. of Revenue Property Assessment Division, Rev. 2019

**CERTIFICATION OF TAXABLE VALUE
And VALUE ATTRIBUTABLE TO GROWTH**

{format for all political subdivisions other than
a) sanitary improvement districts in existence five years or less.
b) community colleges, and c) school districts}

TAX YEAR 2019

(certification required on or before August 20th, of each year)

TO : MIDCHERRY FIRE

TAXABLE VALUE LOCATED IN THE COUNTY OF CHERRY COUNTY


Name of Political Subdivision	Subdivision Type (e.g. city, fire, NRD)	Value attributable to Growth	Total Taxable Value
MIDCHERRY FIRE	FIRE-DISTRICT	210,967	99,313,334

**Value attributable to growth is determined pursuant to section 13-518 which includes real and personal property and annexation, if applicable.*

I Betty J Daugherty, Cherry County Assessor hereby certify that the valuation listed herein is, to the best of my knowledge and belief, the true and accurate taxable valuation for the current year, pursuant to Neb. Rev. Stat. 13-509 and 13-518.

Betty J Daugherty
(signature of county assessor)

August 13, 2019
(date)



CC: County Clerk, Cherry County
CC: County Clerk where district is headquartered, if different county, Cherry County

Note to political subdivision: A copy of the Certification of Value must be attached to your budget document.

Guideline form provided by Nebraska Dept. of Revenue Property Assessment Division, Rev. 2019

**CERTIFICATION OF TAXABLE VALUE
And VALUE ATTRIBUTABLE TO GROWTH**

(format for all political subdivisions other than
a) sanitary improvement districts in existence five years or less.
b) community colleges, and c) school districts)

TAX YEAR 2019

(certification required on or before August 20th, of each year)

TO : MULLEN FIRE

TAXABLE VALUE LOCATED IN THE COUNTY OF CHERRY COUNTY


Name of Political Subdivision	Subdivision Type (e.g. city, fire, NRD)	Value attributable to Growth	Total Taxable Value
MULLEN FIRE	FIRE-DISTRICT	749,164	219,891,934

*Value attributable to growth is determined pursuant to section 13-518 which includes real and personal property and annexation, if applicable.

I Betty J Daugherty, Cherry County Assessor hereby certify that the valuation listed herein is, to the best of my knowledge and belief, the true and accurate taxable valuation for the current year, pursuant to Neb. Rev. Stat. 13-509 and 13-518.

Betty J Daugherty
(signature of county assessor)

August 12, 2019
(date)



CC: County Clerk, Cherry County

CC: County Clerk where district is headquartered, if different county, Cherry County

Note to political subdivision: A copy of the Certification of Value must be attached to your budget document.

Guideline form provided by Nebraska Dept. of Revenue Property Assessment Division, Rev. 2019

**CERTIFICATION OF TAXABLE VALUE
And VALUE ATTRIBUTABLE TO GROWTH**

(format for all political subdivisions other than
a) sanitary improvement districts in existence five years or less.
b) community colleges, and c) school districts)

TAX YEAR 2019

(certification required on or before August 20th, of each year)

TO : PURDUM FIRE

TAXABLE VALUE LOCATED IN THE COUNTY OF CHERRY COUNTY

Name of Political Subdivision	Subdivision Type (e.g. city, fire, NRD)	Value attributable to Growth	Total Taxable Value
PURDUM FIRE	FIRE-DISTRICT	97,629	119,369,533

*Value attributable to growth is determined pursuant to section 13-518 which includes real and personal property and annexation, if applicable.

I Betty J Daugherty, Cherry County Assessor hereby certify that the valuation listed herein is, to the best of my knowledge and belief, the true and accurate taxable valuation for the current year, pursuant to Neb. Rev. Stat. 13-509 and 13-518.

Betty J Daugherty
(signature of county assessor)

August 17, 2019
(date)



CC: County Clerk, Cherry County
CC: County Clerk where district is headquartered, if different county, Cherry County

Note to political subdivision: A copy of the Certification of Value must be attached to your budget document.

Guideline form provided by Nebraska Dept. of Revenue Property Assessment Division, Rev. 2019

**CERTIFICATION OF TAXABLE VALUE
And VALUE ATTRIBUTABLE TO GROWTH**

[format for all political subdivisions other than
a) sanitary improvement districts in existence five years or less.
b) community colleges, and c) school districts]

TAX YEAR 2019

(certification required on or before August 30th, of each year)

TO : SANDHILLS FIRE

TAXABLE VALUE LOCATED IN THE COUNTY OF CHERRY COUNTY


Name of Political Subdivision	Subdivision Type (e.g. city, fire, MPO)	Value attributable to Growth	Total Taxable Value
SANDHILLS FIRE	FIRE-DISTRICT	251,393	137,998,925

*Value attributable to growth is determined pursuant to section 13-518 which includes real and personal property and annexation, if applicable.

I Betty J Daugherty, Cherry County Assessor hereby certify that the valuation listed herein is, to the best of my knowledge and belief, the true and accurate taxable valuation for the current year, pursuant to Neb. Rev. Stat. 13-509 and 13-518.

Betty J Daugherty
(signature of county assessor)

August 12, 2019
(date)



CC: County Clerk, Cherry County
CC: County Clerk where district is headquartered, if different county, Cherry County

Note to political subdivision: A copy of the Certification of Value must be attached to your budget document.

Guidelines form provided by Nebraska Dept. of Revenue Property Assessment Division, Rev. 2019

**CERTIFICATION OF TAXABLE VALUE
And VALUE ATTRIBUTABLE TO GROWTH**

{format for all political subdivisions other than
a) sanitary improvement districts in existence five years or less.
b) community colleges, and c) school districts}

TAX YEAR 2019

(certification required on or before August 20th, of each year)

TO : THEDFORD FIRE

TAXABLE VALUE LOCATED IN THE COUNTY OF CHERRY COUNTY


Name of Political Subdivision	Subdivision Type (e.g. city, fire, NRD)	Value attributable to Growth	Total Taxable Value
THEDFORD FIRE	FIRE-DISTRICT	367,764	163,831,356

*Value attributable to growth is determined pursuant to section 13-518 which includes real and personal property and annexation, if applicable.

I Betty J Daugherty, Cherry County Assessor hereby certify that the valuation listed herein is, to the best of my knowledge and belief, the true and accurate taxable valuation for the current year, pursuant to Neb. Rev. Stat. 13-509 and 13-518.

Betty J Daugherty
(signature of county assessor)

August 17, 2019
(date)



CC: County Clerk, Cherry County
CC: County Clerk where district is headquartered, if different county, Cherry County

Note to political subdivision: A copy of the Certification of Value must be attached to your budget document.

Guideline form provided by Nebraska Dept. of Revenue Property Assessment Division, Rev. 2019

**CERTIFICATION OF TAXABLE VALUE
And VALUE ATTRIBUTABLE TO GROWTH**

(format for all political subdivisions other than
a) sanitary improvement districts in existence five years or less,
b) community colleges, and c) school districts)

TAX YEAR 2019

(certification required on or before August 20th, of each year)

TO : VALENTINE FIRE

TAXABLE VALUE LOCATED IN THE COUNTY OF CHERRY COUNTY


Name of Political Subdivision	Subdivision Type (e.g. city, fire, NRD)	Value attributable to Growth	Total Taxable Value
VALENTINE FIRE	FIRE-DISTRICT	1,596,440	402,763,560

*Value attributable to growth is determined pursuant to section 13-518 which includes real and personal property and annexation, if applicable.

I Betty J Daugherty, Cherry County Assessor hereby certify that the valuation listed herein is, to the best of my knowledge and belief, the true and accurate taxable valuation for the current year, pursuant to Neb. Rev. Stat. 13-509 and 13-518.

Betty J Daugherty
(signature of county assessor)

August 12, 2019
(date)



CC: County Clerk, Cherry County
CC: County Clerk where district is headquartered, if different county, Cherry County

Note to political subdivision: A copy of the Certification of Value must be attached to your budget document.

Guideline form provided by Nebraska Dept. of Revenue Property Assessment Division, Rev. 2019

**CERTIFICATION OF TAXABLE VALUE
And VALUE ATTRIBUTABLE TO GROWTH**

{format for all political subdivisions other than
a) sanitary improvement districts in existence five years or less.
b) community colleges, and c) school districts}

TAX YEAR 2019

(certification required on or before August 20th, of each year)

TO : WOOD LAKE FIRE

TAXABLE VALUE LOCATED IN THE COUNTY OF CHERRY COUNTY


Name of Political Subdivision	Subdivision Type (e.g. city, fire, NRD)	Value attributable to Growth	Total Taxable Value
WOOD LAKE FIRE	FIRE-DISTRICT	888,798	150,628,540

*Value attributable to growth is determined pursuant to section 13-518 which includes real and personal property and annexation, if applicable.

I Betty J Daugherty, Cherry County Assessor hereby certify that the valuation listed herein is, to the best of my knowledge and belief, the true and accurate taxable valuation for the current year, pursuant to Neb. Rev. Stat. 13-509 and 13-518.

Betty J Daugherty
(signature of county assessor)

August 12, 2019
(date)



CC: County Clerk, Cherry County
CC: County Clerk where district is headquartered, if different county, Cherry County

Note to political subdivision: A copy of the Certification of Value must be attached to your budget document.

Guideline form provided by Nebraska Dept. of Revenue Property Assessment Division, Rev. 2019

**CERTIFICATION OF TAXABLE VALUE
And VALUE ATTRIBUTABLE TO GROWTH**

[format for all political subdivisions other than
a) sanitary improvement districts in existence five years or less.
b) community colleges, and c) school districts]

TAX YEAR 2019

(certification required on or before August 20th, of each year)

TO : MIDDLE NIOBRARA

TAXABLE VALUE LOCATED IN THE COUNTY OF CHERRY COUNTY


Name of Political Subdivision	Subdivision Type (e.g. city, fire, NRD)	Value attributable to Growth	Total Taxable Value
MIDDLE NIOBRARA	NRD	4,702,259	1,457,014,669.

*Value attributable to growth is determined pursuant to section 13-518 which includes real and personal property and annexation, if applicable.

I Betty J Daugherty, Cherry County Assessor hereby certify that the valuation listed herein is, to the best of my knowledge and belief, the true and accurate taxable valuation for the current year, pursuant to Neb. Rev. Stat. 13-509 and 13-518.

Betty J Daugherty
(signature of county assessor)

August 13, 2019
(date)



CC: County Clerk, Cherry County
CC: County Clerk where district is headquartered, if different county, Cherry County

Note to political subdivision: A copy of the Certification of Value must be attached to your budget document.

Guideline form provided by Nebraska Dept. of Revenue Property Assessment Division, Rev. 2019

**CERTIFICATION OF TAXABLE VALUE
And VALUE ATTRIBUTABLE TO GROWTH**

(format for all political subdivisions other than
a) sanitary improvement districts in existence five years or less,
b) community colleges, and c) school districts)

TAX YEAR 2019

(certification required on or before August 20th, of each year)

TO : UPPER LOUP.


TAXABLE VALUE LOCATED IN THE COUNTY OF CHERRY COUNTY

Name of Political Subdivision	Subdivision Type (e.g. city, fire, NRD)	Value attributable to Growth	Total Taxable Value
UPPER LOUP	NRD	974,693	700,210,276

*Value attributable to growth is determined pursuant to section 13-518 which includes real and personal property and annexation, if applicable.

I Betty J Daugherty, Cherry County Assessor hereby certify that the valuation listed herein is, to the best of my knowledge and belief, the true and accurate taxable valuation for the current year, pursuant to Neb. Rev. Stat. 13-509 and 13-518.

Betty J Daugherty
(signature of county assessor)
August 12, 2019
(date)



CC: County Clerk, Cherry County
CC: County Clerk where district is headquartered, if different county, Cherry County

Note to political subdivision: A copy of the Certification of Value must be attached to your budget document.

Guideline form provided by Nebraska Depr. of Revenue Property Assessment Division, Rev. 2019

**CERTIFICATION OF TAXABLE VALUE
And VALUE ATTRIBUTABLE TO GROWTH**

(format for all political subdivisions other than
a) sanitary improvement districts in existence five years or less.
b) community colleges, and c) school districts)

TAX YEAR 2019

(certification required on or before August 20th, of each year)

TO : GORDON MEMORIAL HOSP

TAXABLE VALUE LOCATED IN THE COUNTY OF CHERRY COUNTY

Name of Political Subdivision	Subdivision Type (e.g. city, fire, NFD)	Value attributable to Growth	Total Taxable Value
GORDON MEMORIAL HOSP	MISC-DISTRICT	534,935	212,210,912

*Value attributable to growth is determined pursuant to section 13-518 which includes real and personal property and annexation, if applicable.

I Betty J Daugherty, Cherry County Assessor hereby certify that the valuation listed herein is, to the best of my knowledge and belief, the true and accurate taxable valuation for the current year, pursuant to Neb. Rev. Stat. 13-509 and 13-518.

Betty J Daugherty
(signature of county assessor)

August 17, 2019
(date)



CC: County Clerk, Cherry County

CC: County Clerk where district is headquartered, if different county, Cherry County

Note to political subdivision: A copy of the Certification of Value must be attached to your budget document.

Guideline form provided by Nebraska Depr. of Revenue Property Assessment Division, Rev. 2019

CERTIFICATION OF TAXABLE VALUE

{format for

- a) sanitary improvement districts in existence five years or less.
- and b) all community colleges}

TAX YEAR 2019

(certification required on or before August 20th of each year)

TO : MID-PLAINS

TAXABLE VALUE LOCATED IN THE COUNTY OF CHERRY

Name of Political Subdivision	Subdivision Type (e.g. community college, SID)	Total Taxable Value
MID-PLAINS	COMM-COLLEGE	1,285,919,084

I Betty J Daugherty, Cherry County Assessor hereby certify that the valuation listed herein is, to the best of my knowledge and belief, the true and accurate taxable valuation for the current year, pursuant to Neb. Rev. Stat. 13-509.

Betty J Daugherty
(signature of county assessor)

August 13, 2019
(date)



CC: County Clerk, Cherry County
CC: County Clerk where district is headquartered, if different county, Cherry County

Note to political subdivision: A copy of the Certification of Value must be attached to your budget document.

Guideline form provided by Nebraska Dept. of Revenue Property Assessment Division, Rev. 2019

CERTIFICATION OF TAXABLE VALUE

{format for

- a) sanitary improvement districts in existence five years or less.
- and b) all community colleges}

TAX YEAR 2019

(certification required on or before August 20th of each year)

TO : WESTERN NE

TAXABLE VALUE LOCATED IN THE COUNTY OF CHERRY

Name of Political Subdivision	Subdivision Type (e.g. community college, SID)	Total Taxable Value
WESTERN NE	COMM-COLLEGE	871,305,860

I Betty J Daugherty, Cherry County Assessor hereby certify that the valuation listed herein is, to the best of my knowledge and belief, the true and accurate taxable valuation for the current year, pursuant to Neb. Rev. Stat. 13-509.

Betty J Daugherty
(signature of county assessor)

August 12, 2019
(date)



CC: County Clerk, Cherry County
CC: County Clerk where district is headquartered, if different county, Cherry County

Note to political subdivision: A copy of the Certification of Value must be attached to your budget document.

Guideline form provided by Nebraska Depr. of Revenue Property Assessment Division, Rev. 2019

**CERTIFICATION OF VALUE
FOR COMMUNITY REDEVELOPMENT PROJECTS
Or Tax Increment Financing Projects (TIF)
BASE AND EXCESS VALUE**

TAX YEAR 2019

(certification required annually)

TO City or Community Redevelopment authority (CRA):
RANGLAND FOODS TIF


TIF BASE & EXCESS VALUE LOCATED IN THE CITY OF Valentine
LOCATED IN THE COUNTY OF CHERRY

Name of TIF Project	TIF Base Value	TIF Excess Value
RANGLAND FOODS TIF	78,549	1,113,186

I Betty J Daugherty, Cherry County Assessor hereby certify that the valuation listed herein is, to the best of my knowledge and belief, the true and accurate BASE and EXCESS valuations for the Community Redevelopment/Tax Increment Financing Projects (TIF) for the current year, pursuant to Neb. Rev. Stat. 18-2148, 18-2149 and 13-509.

Betty J. Daugherty
(signature of county assessor)

August 12, 2019
(date)



CC: County Clerk, Cherry County
CC: County Treasurer, Cherry County

**CERTIFICATION OF VALUE
FOR COMMUNITY REDEVELOPMENT PROJECTS
Or Tax Increment Financing Projects (TIF)
BASE AND EXCESS VALUE**

TAX YEAR 2019

(certification required annually)

TO City or Community Redevelopment authority (CRA):
DANIELSKI/WESTERN OIL


TIF BASE & EXCESS VALUE LOCATED IN THE CITY OF Valentine
LOCATED IN THE COUNTY OF CHERRY

Name of TIF Project	TIF Base Value	TIF Excess Value
DANIELSKI/WESTERN OIL	225,770	1,026,617

I Betty J Daugherty, Cherry County Assessor hereby certify that the valuation listed herein is, to the best of my knowledge and belief, the true and accurate BASE and EXCESS valuations for the Community Redevelopment/Tax Increment Financing Projects (TIF) for the current year, pursuant to Neb. Rev. Stat. 18-2148, 18-2149 and 13-509.

Betty J Daugherty
(signature of county assessor)

August 12, 2019
(date)



CC: County Clerk, Cherry County
CC: County Treasurer, Cherry County

**CERTIFICATION OF VALUE
FOR COMMUNITY REDEVELOPMENT PROJECTS
Or Tax Increment Financing Projects (TIF)
BASE AND EXCESS VALUE**

TAX YEAR 2019

(certification required annually)

TO City or Community Redevelopment authority (CRA):

ARCP SH VALENTINE NE LLC

TIF BASE & EXCESS VALUE LOCATED IN THE CITY OF Valentine

LOCATED IN THE COUNTY OF CHERRY

Name of TIF Project	TIF Base Value	TIF Excess Value
ARCP SH VALENTINE NE LLC	153,743	2,736,822

I Betty J Daugherty, Cherry County Assessor hereby certify that the valuation listed herein is, to the best of my knowledge and belief, the true and accurate BASE and EXCESS valuations for the Community Redevelopment/Tax Increment Financing Projects (TIF) for the current year, pursuant to Neb. Rev. Stat. 18-2148, 18-2149 and 13-509.

Betty J Daugherty
(signature of county assessor)

August 13, 2019
(date)



CC: County Clerk, Cherry County
CC: County Treasurer, Cherry County